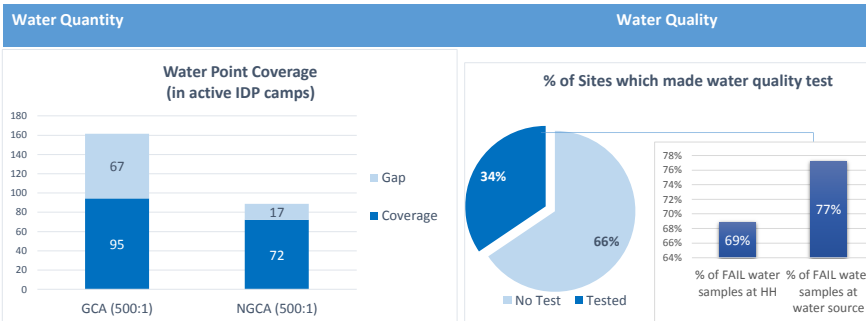
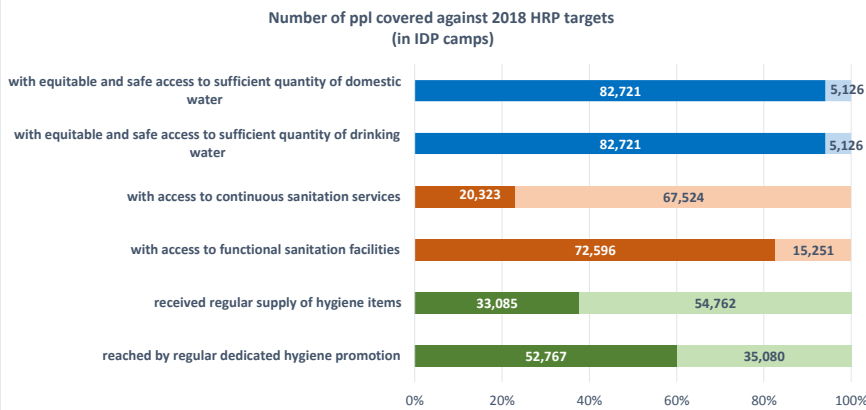
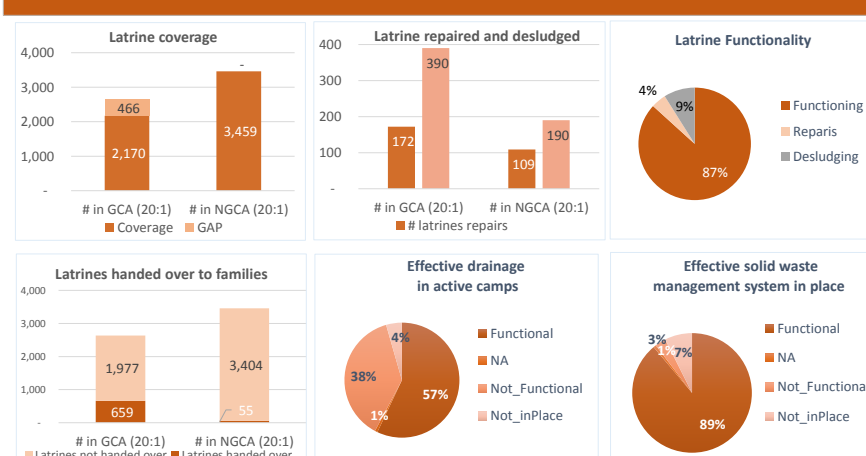


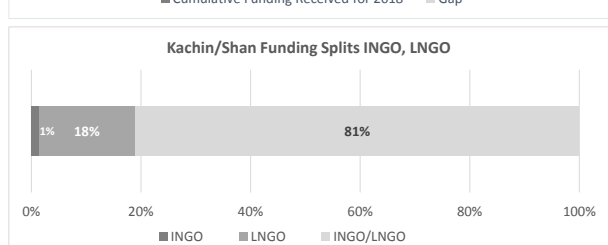
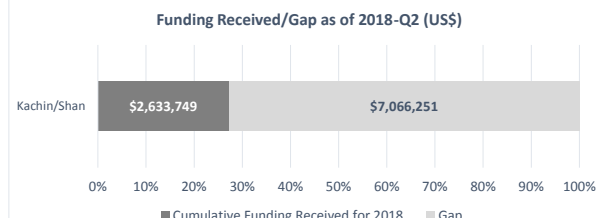
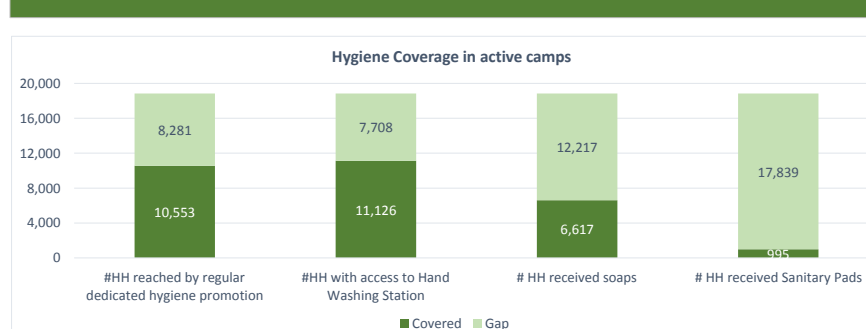
Gap in active camps / township	Partners	Total population	% Water Gap	% Sanitation Gap	% Hygiene Gap
Bhamo	KBC, Metta, SI	8,807	25%	35%	33%
Chipwi	KBC, KMSS, Shalom	2,422	45%	8%	100%
Hpakant	KBC, KMSS, Shalom	3,938	12%	21%	100%
Mansi	KBC, KMSS, Metta, SCI, WPN	11,980	0%	9%	80%
Mogaung	KBC, KMSS	2,170	18%	36%	100%
Mohayin	KBC, KMSS, KBC	286	33%	52%	100%
Momauk	KMSS, Metta, SI, SI, KBC, WPN	27,312	5%	22%	42%
Myitkyina	KBC, KMSS, Shalom	9,067	19%	36%	100%
Putao-O	KBC	281	0%	43%	100%
Shwegu	KBC, Metta	2,418	50%	61%	67%
Sumprabum	KBC	815	100%	0%	100%
Tanai	KMSS	936	9%	24%	100%
Waingmaw	KBC, KMSS, Metta, Shalom	23,538	6%	23%	100%
Total (in active camps)		93,970	16%	27%	84%



Sanitation Facilities Sanitation services



Hygiene Items



DONORS: CIDA, DFID, ECHO, GFFO, HARP, Irish Aid, LDS, MHF, MoFA Lux, UNICEF, WHH-BMZ

