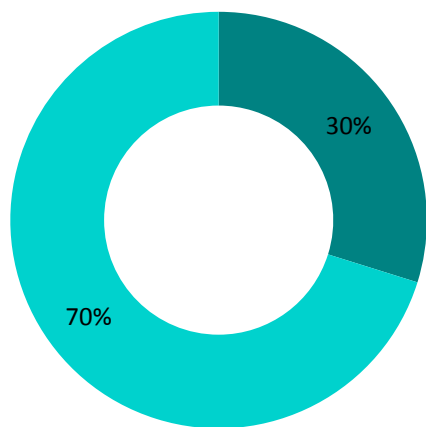




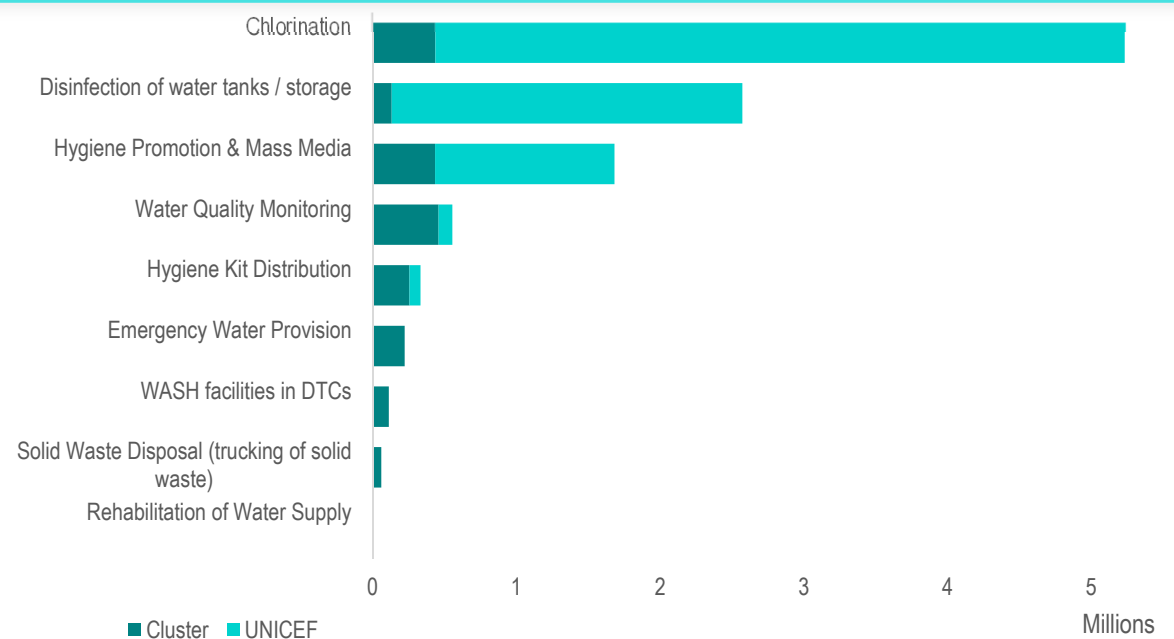
## Overall WASH Beneficiaries

Beneficiaries of all Cholera-related activities reported by UNICEF & Cluster Partners



■ Cluster ■ UNICEF

## Cluster & UNICEF Beneficiaries by Activity Group



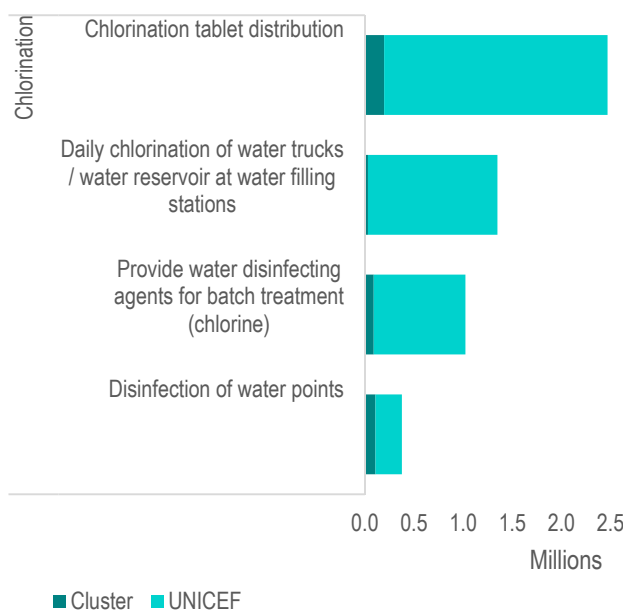
Note: beneficiaries of chlorination activities may include double counting - this is being reviewed for the next update

The WASH cluster response involves 31 partners: ACCESS, ACF, ACTED, ADRA, All Girls, Alzahra, AMASCA, ARD, BCHD, CARE, DRC, IMC, IOM, IRC, IRY, IYCY, Khadija Foundation, LMMPO, NFDHR, NRC, OXFAM, RI, SAJAYA, SCI, UNICEF, VHI, WHO, YDI, YFCA, YWU, ZOA. Overall reporting rates are estimated around 70%.

Much of the response to date has focussed on chlorination and disinfection, and is not fully in line with the Cluster SOPs: Cholera prevention kits are not always distributed as a package; water quality monitoring is not systematic; hygiene promotion is low compared to chlorination; WASH support in DTC is limited or under-reported.

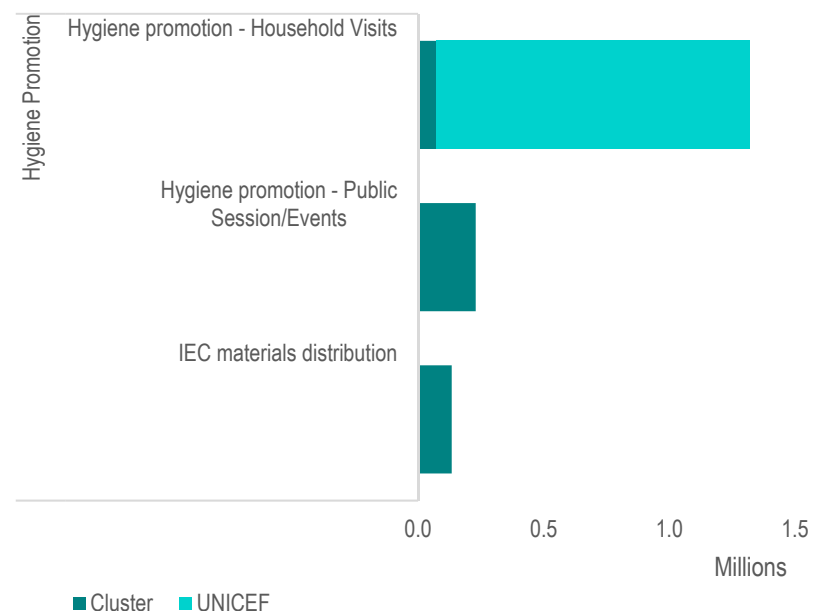
There has been limited scale-up by partners in the last weeks both in terms of geographical coverage and implementing a

## Beneficiaries by Chlorination Activity



■ Cluster ■ UNICEF

## Beneficiaries by Hygiene Activity



■ Cluster ■ UNICEF

Governorate	17	18	19	20	21	22	23	24	25	26	Chlorination	Disinfection	HP	Hyg. Kits	Water Provision
Amran عمران	0.1	2.2	12.3	17.0	21.8	33.3	32.2	38.5	43.3	47.8	174561	126658	119958	7468.75	
Al Dhale'e الضالع	0.4	1.7	5.0	10.0	12.0	14.7	20.4	28.9	33.8	42.1	177099	169545	56080	62839	
Al Mahwit المحويت	0.2	1.7	8.3	20.1	22.0	21.9	22.4	26.6	22.0	36.6	170709	177566	93247		
Abyan أبين	0.0	0.0	5.3	12.0	9.5	7.7	9.0	12.5	15.5	33.2	254021	187075	217597	63000	0
Sana'a صنعاء	0.4	3.2	8.5	13.0	14.6	14.9	19.4	21.6	24.5	26.0	242868	203102	163816	15560	70826
Dhamar ذمار	0.1	0.5	2.1	4.9	6.0	7.2	9.7	12.9	14.1	21.2	449775	239862	132112	5015	367
Aden عدن	0.0	0.2	0.8	3.2	6.6	12.8	16.0	13.5	13.7	19.3	85322	69980	15616	4490	
Al-Hudaydah الحديدة	0.1	0.3	1.0	7.8	9.9	10.5	14.8	19.9	19.3	17.3	715889	163690	136363	35044	
Raymah ريمة	0.3	0.5	3.3	4.7	4.2	7.6	14.1	15.2	14.6	17.0	56539	45889	35759		
Amanat Al Asimah أمانة العاصمة	0.3	3.2	12.2	14.5	14.4	13.2	20.3	23.1	18.7	16.6	3066873	737684	394334	36884	
Al Bayda البيضاء	0.7	1.5	6.0	10.2	16.4	13.5	13.9	16.3	11.6	13.9	49706	44240	3734		21358
Taizz تعز	0.2	0.5	1.5	3.8	7.2	8.2	14.1	9.1	11.2	11.5	320551	78819	8331	61266	130489.898
Hajjah حجة	0.7	1.8	4.4	11.9	10.0	16.6	20.7	21.0	27.4	11.2	442451	193085	225609	36897	
Al Jawf الجوف	0.0	0.4	0.6	1.8	1.8	3.3	3.3	3.7	9.1	10.7	16739	16739	2814		
Ibb إب	0.1	0.5	1.9	2.6	3.0	8.4	13.5	15.0	14.2	10.7	98031	114143	53483	2266	
Marib مأرب	0.0	0.0	0.0	0.3	2.1	2.4	3.1	4.1	7.1	8.8			4000		
Lahj لحج	0.0	0.0	0.2	1.4	2.7	3.7	4.7	7.4	7.4	8.2	2002	1055	15482	1750	
Al-maharh المهرة	0.0	0.0	0.0	0.0	0.3	1.1	1.9	4.3	5.5	6.1					
Sa'adah صنعاء	0.0	0.0	0.0	0.3	0.7	0.2	0.2	0.3	1.3	1.3	3137	3137	4349	647	
Shabwah شبوة	0.0	0.0	0.0	0.0	0.1	0.1	0.1	0.4	0.6	1.2					
Hadramaut حضرموت	0.0	0.0	0.0	0.0	0.0	0.0	0.0	0.0	0.0	0.0					

Data Sources: Beneficiary figures as reported by UNICEF and Cluster Partners from 1 May - 24 June.

For more information: [mbroekhuijsen@unicef.org](mailto:mbroekhuijsen@unicef.org)  
<https://www.humanitarianresponse.info/en/operations/yemen/water->