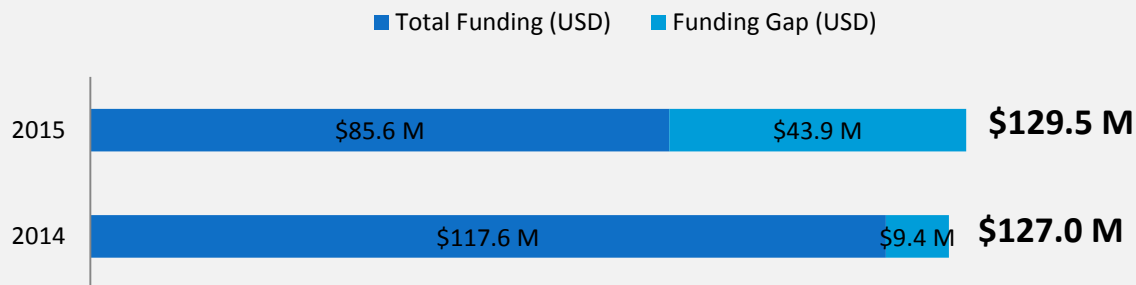


Funding Update – October 2015

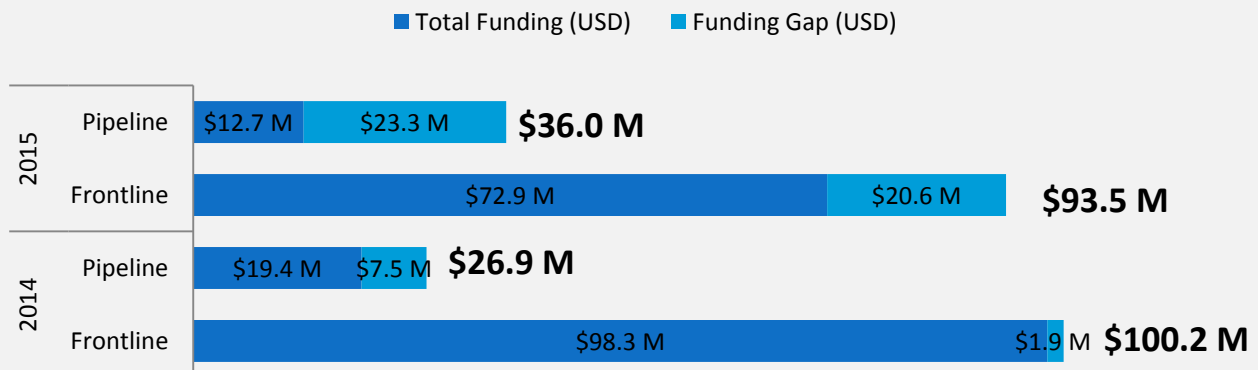
Funding Summary

HRP Funding to Date Frontline **78%** Pipeline **35%** Total **66%**

HRP Funding Summary



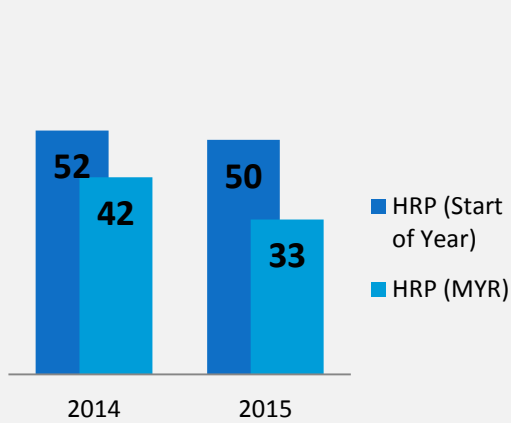
HRP Funding Summary by Project Type



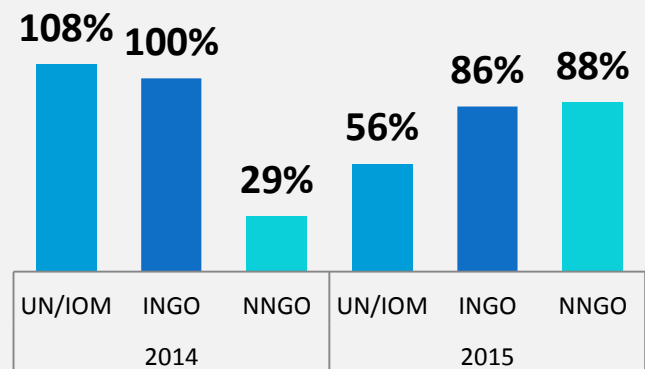
Funding Update – October 2015

Funding by Organization Type

Number of Projects in HRP

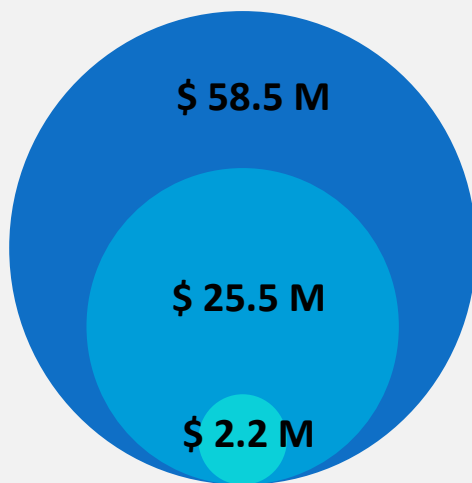


% Funded by Organization Type (MYR)

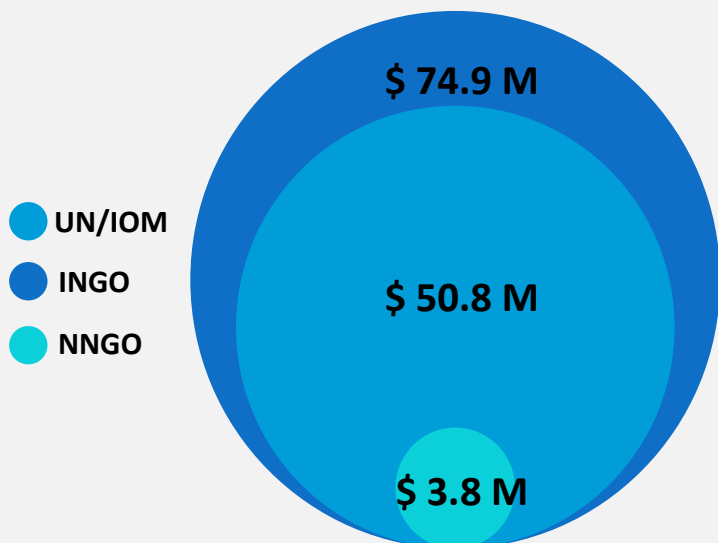


Funding by Organization Type (USD)

Committed Funding (FTS)

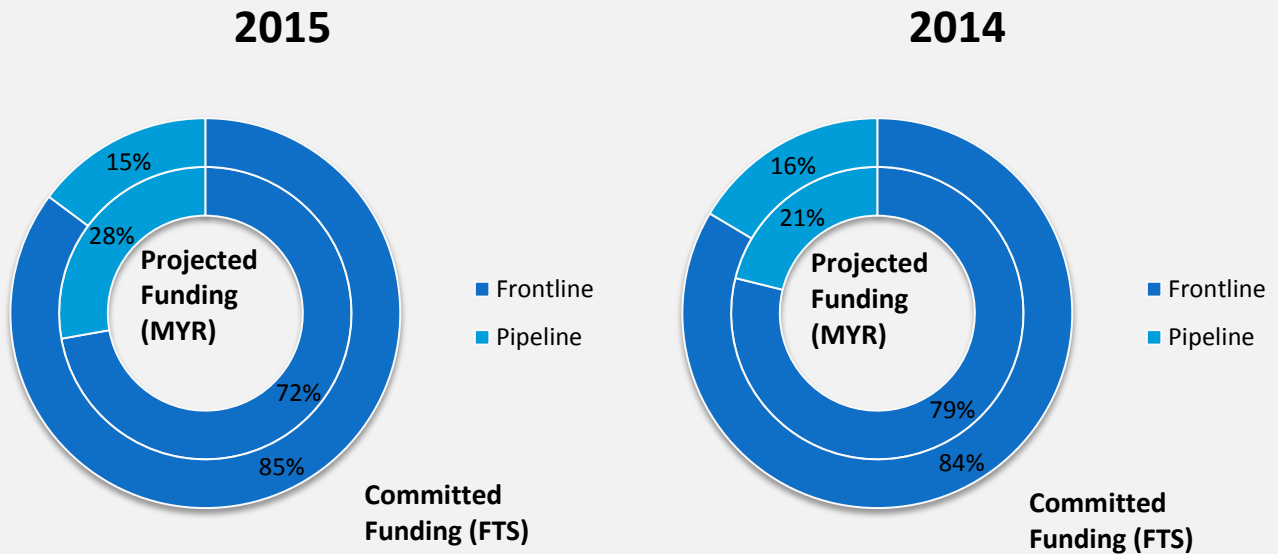


Projected Funding (MYR)

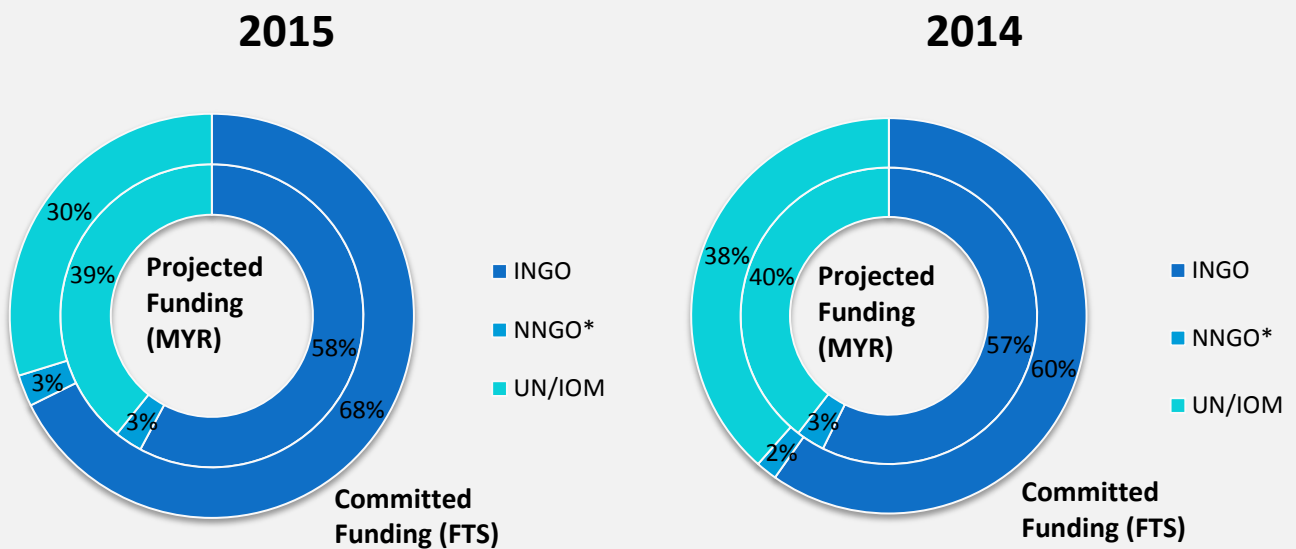


Funding Update – October 2015

Composition of HRP by Project Type



Composition of HRP by Organization Type



Funding Update – October 2015

Summary of Project Funding

Year	Organization	Organization Type	Project Type	Original requirements USD	Revised requirements USD	Funding USD	% Covered	Unmet requirements USD
2015	UNICEF	UN/IOM	Pipeline	25,600,000	26,200,000	8,200,000	31%	18,000,000
2015	UNICEF	UN/IOM	Frontline	19,300,000	19,700,000	14,100,000	72%	5,600,000
2015	IOM	INGO	Frontline	11,958,620	11,958,620	10,139,178	85%	1,819,442
2015	Samaritan's Purse	INGO	Frontline	5,700,000	4,275,000	3,050,922	71%	1,224,078
2015	OXFAM GB	INGO	Pipeline	4,300,000	4,900,000	1,284,621	26%	3,615,379
2015	OXFAM GB	INGO	Frontline	9,000,000	9,259,150	6,340,988	68%	2,918,162
2015	Mercy Corps	INGO	Frontline	2,700,000	2,900,000	0	0%	2,900,000
2015	Pact Inc.	INGO	Frontline	2,500,000	2,500,000	0	0%	2,500,000
2015	Solidarités	INGO	Frontline	10,000,000	10,000,000	8,310,194	83%	1,689,806
2015	IOM	UN/IOM	Pipeline	4,300,000	4,900,000	3,199,669	65%	1,700,331
2015	WV South Sudan	INGO	Frontline	4,470,000	4,770,000	3,016,591	63%	1,753,409
2015	IRC	INGO	Frontline	2,985,532	2,985,532	1,582,097	53%	1,403,435
2015	CW	INGO	Frontline	1,576,112	1,576,112	399,999	25%	1,176,113
2015	CMD	NNGO	Frontline	1,500,000	1,500,000	369,682	25%	1,130,318
2015	ACTED	INGO	Frontline	2,999,102	2,549,237	1,451,558	57%	1,097,679
2015	PAH	INGO	Frontline	2,969,078	3,419,078	3,124,244	91%	294,834
2015	TEARFUND	INGO	Frontline	2,173,441	2,173,441	1,552,874	71%	620,567
2015	PIN	INGO	Frontline	600,000	500,000	0	0%	500,000
2015	GOAL	INGO	Frontline	1,499,900	1,499,900	1,762,431	118%	-262,531
2015	UNIDO	NNGO	Frontline	200,000	400,000	49,981	12%	350,019
2015	INTEROS	NNGO	Frontline	700,000	325,000	0	0%	325,000
2015	Nile Hope	NNGO	Frontline	750,000	750,000	449,999	60%	300,001
2015	IRW	INGO	Frontline	450,000	432,500	220,000	51%	212,500
2015	AWODA	NNGO	Frontline	300,000	150,000	0	0%	150,000
2015	UNKEA	NNGO	Frontline	200,000	200,000	80,000	40%	120,000
2015	CORDAID	NNGO	Frontline	200,000	53,000	53,000	100%	0
2015	RUWASSA	NNGO	Frontline	250,000	250,000	250,500	100%	-500
2015	MEDAIR	INGO	Frontline	3,124,897	3,124,897	3,339,512	107%	-214,615
2015	HELP e.V.	INGO	Frontline	200,000	200,000	529,225	265%	-329,225
2015	CRS	INGO	Frontline	2,220,321	2,570,321	3,161,410	123%	-591,089
2015	ACF - USA	INGO	Frontline	2,200,000	2,200,000	2,801,375	127%	-601,375
2015	THESO	NNGO	Frontline	150,000	200,000	910,001	455%	-710,001