

20XX

HUMANITARIAN NEEDS OVERVIEW

PEOPLE IN NEED

0.0M

NOV 2015



COUNTRY
NAME

This document is produced on behalf of the Humanitarian Country Team and partners.

This document provides the Humanitarian Country Team's shared understanding of the crisis, including the most pressing humanitarian need and the estimated number of people who need assistance. It represents a consolidated evidence base and helps inform joint strategic response planning.

The designations employed and the presentation of material in the report do not imply the expression of any opinion whatsoever on the part of the Secretariat of the United Nations concerning the legal status of any country, territory, city or area or of its authorities, or concerning the delimitation of its frontiers or boundaries.



www.unocha.org/yemen








www.humanitarianresponse.info/en/operations/yemen



@OCHAYemen

PART I: SUMMARY

- 
-  Humanitarian needs & key figures
 -  Impact of the crisis
 -  Breakdown of people in need
 -  Severity of need

PEOPLE IN NEED

00M



364,000

CHAD

NORTH DARFUR

SUDAN

NORTHERN KORDOFAN

Khartoum

KHARTOUM

KASSALA

ERITREA

WEST DARFUR

2.5M

35,000

CENTRAL DARFUR

AL GEZIRA

GEDAREF

SOUTH DARFUR

EAST DARFUR

WEST KORDOFAN

SOUTH KORDOFAN

WHITE NILE

SENNAR

378,000

BLUE NILE

35,000

20,000

Abyei

225,000

ETHIOPIA

CENTRAL AFRICAN REPUBLIC

SOUTH SUDAN

- Internally displaced persons (DD MM 2015)
- Returnees (DD MM 2015)
- Sudanese refugees (DD MM 2015)
- ➔ Population movement

Source: XXX

DEMOCRATIC REPUBLIC OF THE CONGO

KENYA

HUMANITARIAN

NEEDS &
KEY FIGURES

Lorem ipsum dolor sit amet, consectetur adipiscing elit, sed do eiusmod tempor incididunt ut labore et dolore magna aliqua. Ut enim ad minim veniam, quis nostrud exercitation ullamco laboris nisi ut aliquip ex ea commodo consequat. Duis aute irure dolor in reprehenderit in voluptate velit esse cillum dolore eu fugiat nulla pariatur. Excepteur sint occaecat cupidatat non proident, sunt in culpa qui officia deserunt mollit anim id est laborum.

HUMANITARIAN NEEDS



1 Lorem ipsum dolor sit amet
Lorem ipsum dolor sit amet, consectetur

adipiscing elit, sed do eiusmod tempor incididunt ut labore et dolore magna aliqua. Ut enim ad minim veniam, quis nostrud exercitation ullamco laboris nisi ut aliquip ex ea commodo consequat. Duis aute irure dolor in reprehenderit in voluptate velit esse cillum dolore eu fugiat nulla pariatur.



2 Lorem ipsum dolor sit amet
Lorem ipsum dolor sit amet, consectetur

adipiscing elit, sed do eiusmod tempor incididunt ut labore et dolore magna aliqua. Ut enim ad minim veniam, quis nostrud exercitation ullamco laboris nisi ut aliquip ex ea commodo consequat. Duis aute irure dolor in reprehenderit in voluptate velit esse cillum dolore eu fugiat nulla pariatur.



3 Lorem ipsum dolor sit amet
Lorem ipsum dolor sit amet, consectetur

adipiscing elit, sed do eiusmod tempor incididunt ut labore et dolore magna aliqua. Ut enim ad minim veniam, quis nostrud exercitation ullamco laboris nisi ut aliquip ex ea commodo consequat. Duis aute irure dolor in reprehenderit in voluptate velit esse cillum dolore eu fugiat nulla pariatur.



4 Lorem ipsum dolor sit amet
Lorem ipsum dolor sit amet, consectetur

adipiscing elit, sed do eiusmod tempor incididunt ut labore et dolore magna aliqua. Ut enim ad minim veniam, quis nostrud exercitation ullamco laboris nisi ut aliquip ex ea commodo consequat. Duis aute irure dolor in reprehenderit in voluptate velit esse cillum dolore eu fugiat nulla pariatur.

TOTAL POPULATION



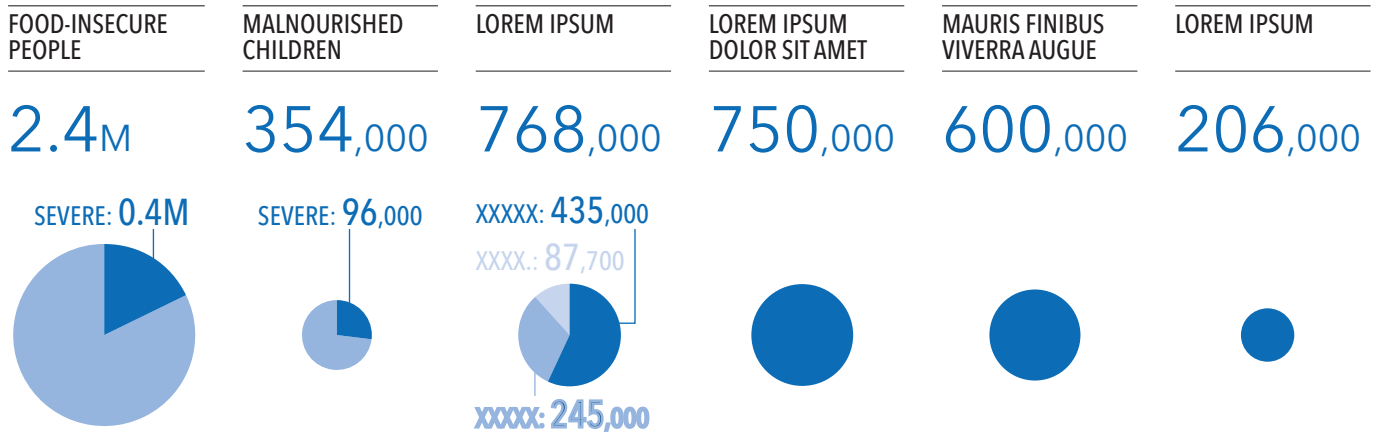
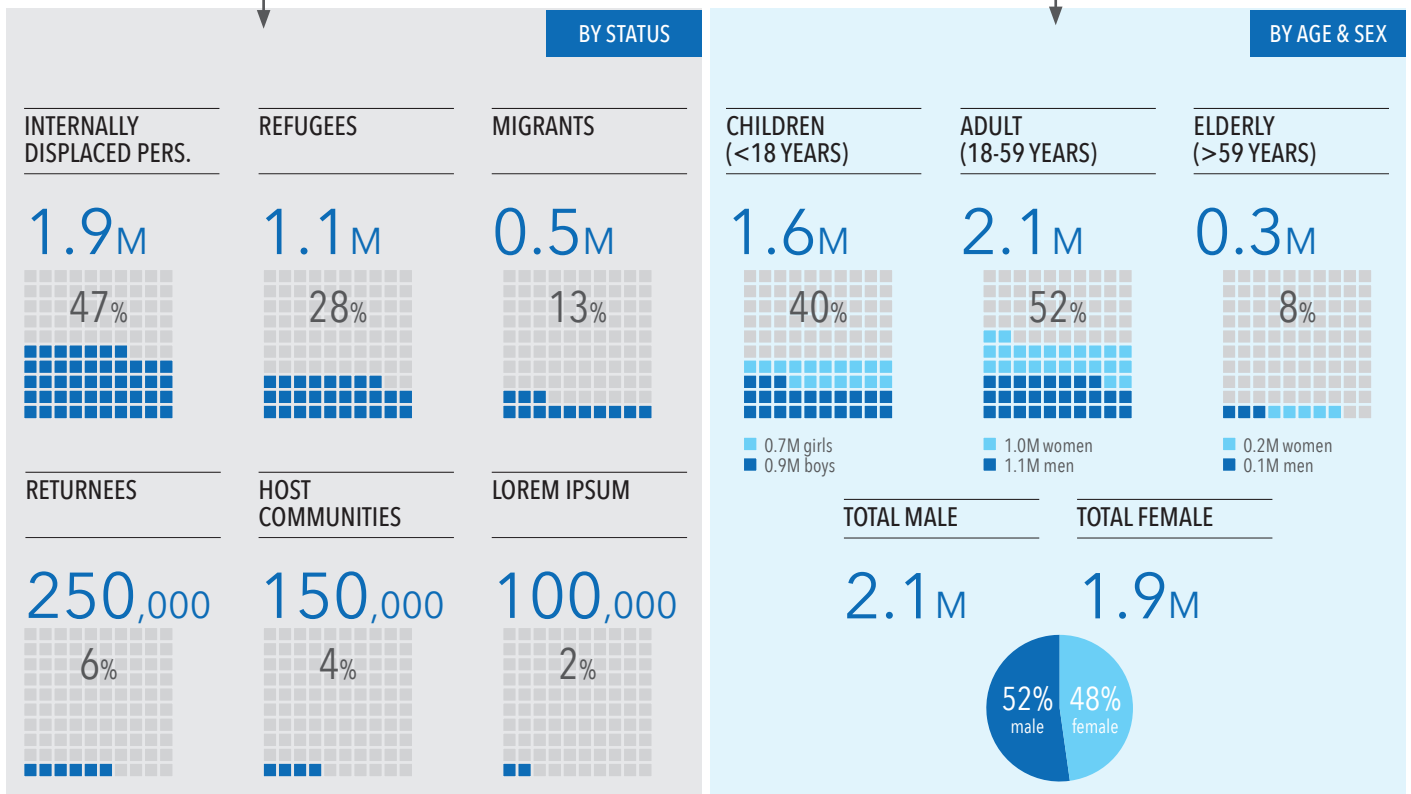
NUMBER OF PEOPLE LIVING IN CONFLICT-AFFECTED AREAS



NUMBER OF PEOPLE WHO NEED HUMANITARIAN ASSISTANCE



06



IMPACT OF THE

CRISIS

Lorem ipsum dolor sit amet, consectetur adipiscing elit, sed do eiusmod tempor incididunt ut labore et dolore magna aliqua. Ut enim ad minim veniam, quis nostrud exercitation ullamco laboris nisi ut aliquip ex ea commodo consequat. Duis aute irure dolor in reprehenderit in voluptate velit esse cillum dolore eu fugiat nulla pariatur. Excepteur sint occaecat cupidatat non proident, sunt in culpa qui officia deserunt mollit anim id est laborum.

Sub-heading

Lorem ipsum dolor sit amet, consectetur adipiscing elit. Maecenas sollicitudin finibus odio vel iaculis. Proin convallis purus dolor, vel venenatis ligula hendrerit eget. Donec scelerisque elit nec volutpat tempus. Nulla lacinia ut dolor at suscipit. Suspendisse non consectetur risus, id tristique libero.

Duis laoreet eros eu metus auctor, vitae luctus lectus dictum. In id cursus purus. Suspendisse in nisl ac magna varius euismod quis sit amet risus.

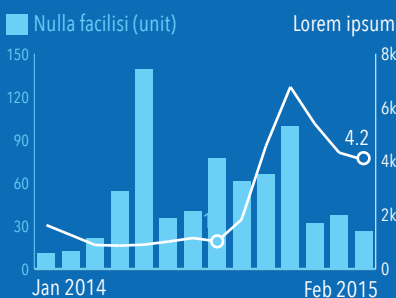
Cum sociis natoque penatibus et magnis dis parturient montes, nascetur ridiculus mus. In condimentum luctus tincidunt. Integer maximus nulla et neque malesuada, non laoreet odio eleifend. Aliquam erat volutpat. Etiam ac leo

vel enim molestie vehicula in in nunc. Nam vulputate nisl ac ipsum iaculis, sed lobortis ante pharetra. Integer imperdiet ultricies neque id pulvinar.

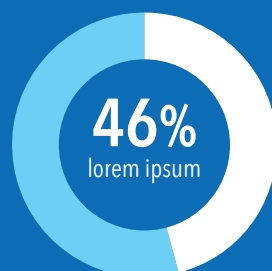
Etiam tincidunt hendrerit velit, ut mollis ex mattis quis. Ut malesuada erat at dignissim fermentum. Donec iaculis vehicula lacus non semper. Quisque lacus magna, ullamcorper in placerat eget, gravida a mauris. Proin dapibus mauris ipsum, hendrerit suscipit nisl bibendum vel. Curabitur tempor ultricies erat id fermentum. Proin cursus, arcu sed tincidunt tempor, dui est fringilla sapien, in blandit mauris ipsum id lacus.

Phasellus in risus malesuada, porta magna et, laoreet lorem. Donec pulvinar dui sed felis mollis pulvinar. Nam egestas accumsan dolor in luctus. Duis et purus interdum, pulvinar erat at, faucibus arcu. Integer mollis erat non felis molestie consequat. Vivamus turpis nisl, faucibus ut neque quis, luctus vestibulum dui. Proin tempor quis diam non efficitur. Donec dignissim ante eget sem suscipit auctor.

LOREM IPSUM



LOREM IPSUM



LOREM IPSUM

1 out of 5
lorem ipsum



Aenean vitae est vel neque mattis lacinia eget vitae ex. Fusce ornare id ipsum sed vestibulum. Integer suscipit dui ornare massa vulputate, non feugiat nibh pellentesque. Cras non tempus lectus, ullamcorper dictum justo. Fusce sem orci, suscipit sed nisl eu, tempus lobortis velit. Fusce nec metus augue. Praesent mattis, nisl id luctus lacinia, mi odio ornare eros, non vestibulum sapien enim nec neque. Aliquam rutrum sem a augue congue, vitae blandit lacus malesuada. Nullam ac ex id purus bibendum volutpat.

Sub-heading

Cum sociis natoque penatibus et magnis dis parturient montes, nascetur ridiculus mus. Aliquam blandit felis in turpis lacinia, eu sagittis risus efficitur. Vivamus tincidunt, urna nec accumsan porttitor, metus augue pharetra elit, vel viverra lectus leo ut ex. Suspendisse vulputate dapibus erat. Vivamus quis tristique sapien, et tempus quam. Etiam egestas condimentum condimentum. Curabitur laoreet augue non orci venenatis, eget sodales massa elementum. Mauris sit amet lacus aliquet turpis cursus rutrum. Nunc vulputate molestie varius. Aliquam erat volutpat. Aenean consectetur nibh quis urna posuere suscipit. Morbi ac arcu sed velit interdum tristique eget ullamcorper urna.

Cras mattis interdum urna, sit amet mattis massa. In porta vitae metus quis ultricies. Nunc semper libero a elit pellentesque hendrerit. Cras dapibus scelerisque erat eget faucibus. Etiam quis lacus et leo volutpat rhoncus vitae sit amet ipsum. Pellentesque felis urna, eleifend nec tincidunt id, lobortis eget ipsum. Maecenas non augue dolor. Mauris mollis eros pharetra ante rhoncus, eu molestie nisl elementum. Etiam non egestas magna. Phasellus ut lorem tristique, fermentum augue et, hendrerit dui. Sed maximus fermentum tincidunt. Mauris varius ante sed nulla lacinia dictum.¹

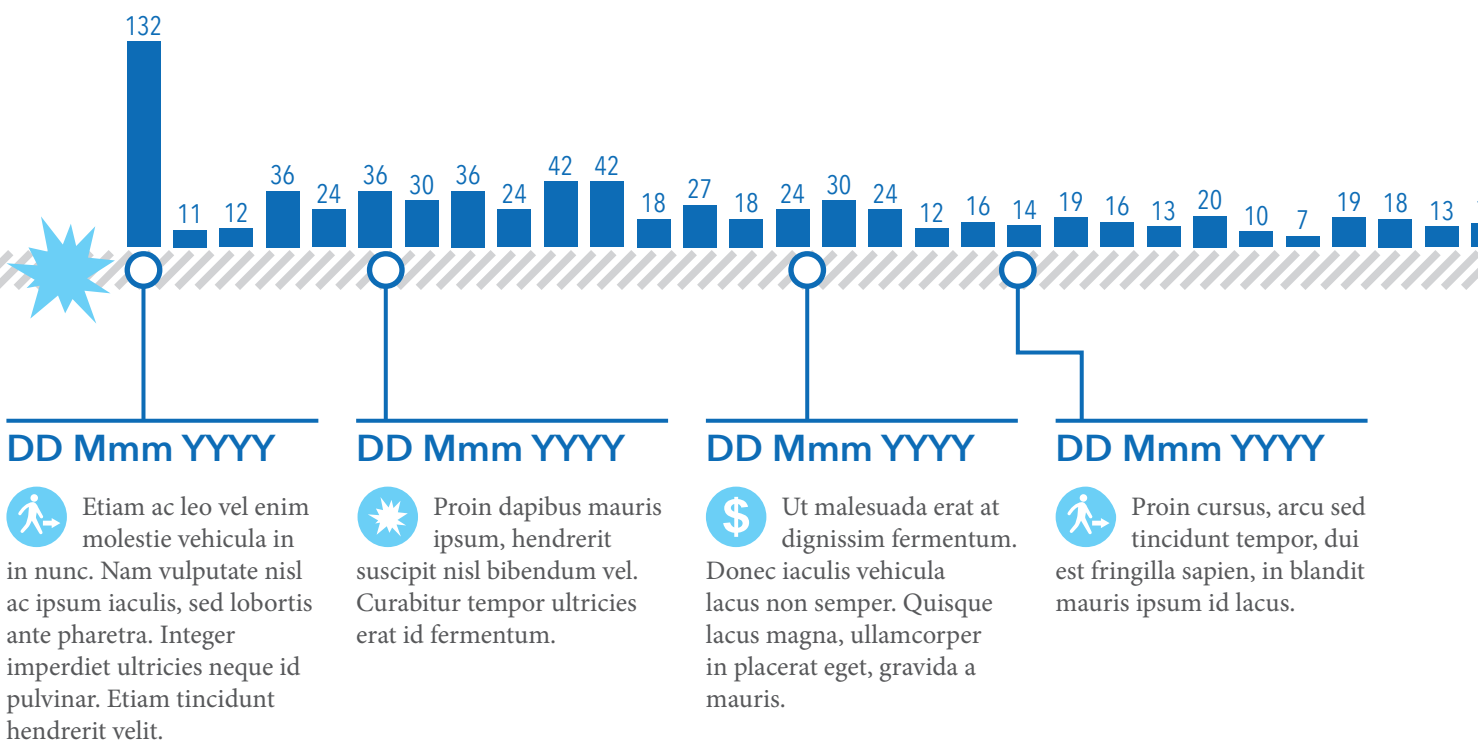
Proin elementum laoreet tempor. Aliquam semper sit amet purus a pellentesque. Suspendisse scelerisque malesuada elit at dapibus.

Cum sociis natoque penatibus et magnis dis parturient montes, nascetur ridiculus mus. Duis sit amet consequat risus. Morbi vel ligula libero. Praesent scelerisque semper nisi nec fringilla. Suspendisse vel aliquet urna. Sed ut nisi mauris.

Suspendisse potenti. Suspendisse in dignissim lectus. Mauris vel libero in nisi gravida imperdiet vel non sapien.

1. This is an example of footnote.

INTERNALLY DISPLACED PERSONS (IN THOUSANDS)



Pellentesque faucibus tortor dui, in convallis leo hendrerit mollis. Mauris luctus neque sit amet sapien volutpat tristique. Aenean porttitor odio sed pretium semper. Ut urna lectus, consectetur at augue id, efficitur hendrerit lacus. Phasellus condimentum ipsum sed ultricies laoreet. Suspendisse ut ornare mi. Sed varius leo et tempus mollis. Integer vestibulum, risus nec interdum egestas, dui lectus mattis sem, vitae tempus diam dui a urna. Nullam semper non massa et consequat.

Morbi convallis arcu at mollis gravida. Ut tellus neque, pharetra non lacus euismod, hendrerit euismod ipsum. Duis consectetur pretium enim nec viverra. Donec ut velit finibus, dapibus nulla at, placerat diam. Aliquam vel metus dignissim, suscipit mi sed, sodales augue. Suspendisse blandit eros sed nunc cursus, et rutrum leo facilisis. Phasellus quis sem lectus. Morbi sed erat enim. Vivamus vitae tellus hendrerit, aliquet nisl id, molestie odio. Aenean maximus arcu fringilla posuere ultricies.

Sub-heading

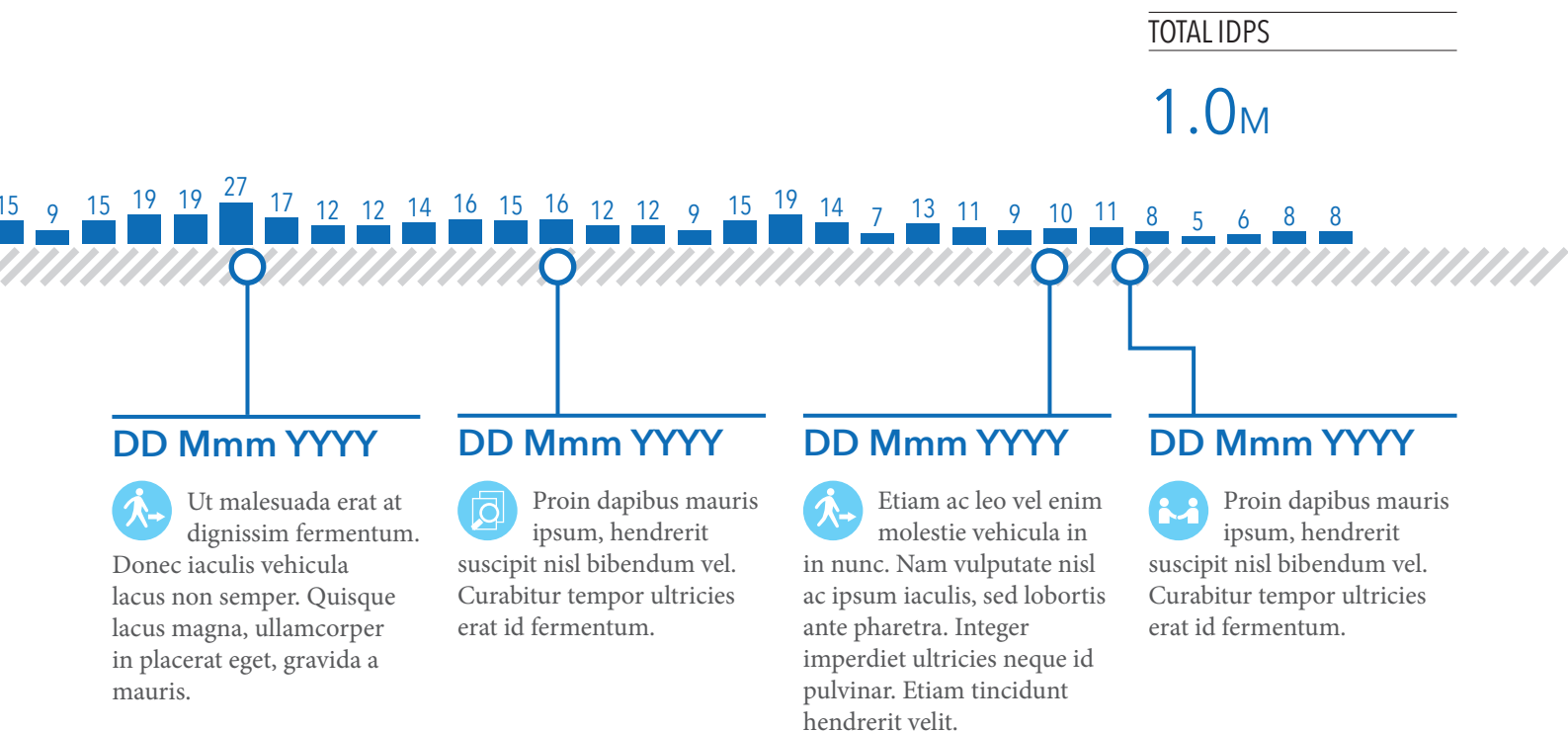
Duis ornare lorem nec orci placerat, sed blandit libero scelerisque. Suspendisse pulvinar auctor ante, ullamcorper auctor justo fermentum in. Sed placerat porta nisi.

Pellentesque venenatis neque vel nisi euismod egestas. Integer ac dapibus elit. Ut sagittis consectetur erat sit amet rutrum. Duis justo nibh, elementum sed lorem eget, eleifend feugiat arcu. Nulla ante purus, dapibus a mi at, tempor scelerisque ex. Fusce egestas ex tortor, sit amet blandit nibh convallis et. Phasellus vel dui nec arcu vehicula vestibulum nec ac ante. Donec tempor, erat quis ultrices imperdiet, enim dui facilisis augue, non pharetra tellus mauris sed est.

Aenean convallis euismod arcu vel malesuada. Nunc erat elit, congue sed ipsum eu, rutrum rhoncus tortor.

Etiam dictum eu est nec ullamcorper. Fusce auctor egestas nibh sit amet efficitur. In hac habitasse platea dictumst. Pellentesque sodales sapien nisl, ut euismod magna imperdiet at. Maecenas porttitor congue ex, consectetur vehicula ex cursus id. In sed finibus odio. Sed volutpat erat et molestie dapibus.

Aenean molestie convallis massa, eu lacinia neque tincidunt et. Proin non luctus turpis. Suspendisse et efficitur nunc. Aenean posuere ante non molestie pretium.



BREAKDOWN OF

PEOPLE IN NEED

Lorem ipsum dolor sit amet, consectetur adipiscing elit, sed do eiusmod tempor incididunt ut labore et dolore magna aliqua. Ut enim ad minim veniam, quis nostrud exercitation ullamco laboris nisi ut aliquip ex ea commodo consequat.

Lorem ipsum dolor sit amet, consectetur adipiscing elit. Maecenas sollicitudin finibus odio vel iaculis. Proin convallis purus dolor, vel venenatis ligula hendrerit eget. Donec scelerisque elit nec volutpat tempus. Nulla lacinia ut dolor at suscipit. Suspendisse non consectetur risus, id tristique libero.

NUMBER OF PEOPLE IN NEED

0.0M

NUMBER OF PEOPLE IN NEED BY SECTOR























10

	BY STATUS						BY SEX & AGE*		TOTAL	
	IDPs	Refugees	Migrants	Returnees	Host communities	Lorem Ipsum	% female	% children, adult, elderly*	People in need	Affected people
Food Security	0.6M	0.3M	0.2M	0.2M	0.1M	0.1M	50%	40 53 7%	1.5M	1.7M
Water, Sanitation & Hygiene	0.5M	0.3M	0.2M	-	0.2M	-	40%	40 53 7%	1.2M	1.7M
Protection	0.4M	0.2M	0.1M	0.4M	0.1M	-	45%	40 53 7%	1.2M	1.6M
Health	0.2M	0.1M	-	0.1M	0.2M	-	35%	40 53 7%	0.6M	0.8M
Camp Coord. & Camp Mgmt.	0.1M	0.1M	0.1M	-	-	0.2M	54%	40 53 7%	0.5M	0.7M
Nutrition	0.1M	0.2M	-	-	-	-	50%	40 53 7%	0.3M	0.4M
Shelter	0.1M	-	-	0.1M	-	-	41%	40 53 7%	0.2M	0.3M
Education	0.1M	-	-	-	-	-	35%	40 53 7%	0.1M	0.2M
Logistics	0.1M	-	-	-	-	-	54%	44 53 7%	0.1M	0.2M

*Children (<18 years old), adult (18-59 years), elderly (>59 years)

PEOPLE IN NEED

(JUNE 2015, IN MILLIONS)

	BY STATUS						BY AGE			TOTAL	
	IDPs	Refugees	Migrants	Returnees	Host communities	Lorem Ipsum	% female	% children, adult, elderly*	People in need	Total population	
 ABYAN	0.1	-	0.1	0.1	0.1	-	50%	40 53 7%	0.4	0.5	
 ADEN	-	0.1	0.1	-	-	0.6	40%	40 53 7%	0.8	0.8	
 AL BAYDA	-	-	0.1	-	-	0.5	45%	40 53 7%	0.6	0.7	
 AL DHALE'E	0.2	-	0.2	-	-	0.2	35%	40 53 7%	0.6	0.7	
 AL HUDAYDAH	-	-	-	-	-	1.5	54%	40 53 7%	1.5	2.9	
 AL JAWF	-	-	-	-	-	0.5	50%	40 53 7%	0.5	0.6	
 AL MAHARAH	-	-	0.1	-	-	-	41%	40 53 7%	0.1	0.1	
 AL MAHWIT	-	-	0.1	-	-	0.4	35%	40 53 7%	0.5	0.6	
 AM. AL ASIMAH	-	-	-	-	-	2.5	54%	40 53 7%	2.5	2.8	
 AMRAN	0.1	-	-	-	-	0.8	50%	40 53 7%	0.9	1.0	
 DHAMAR	-	-	0.2	-	-	1.4	40%	40 53 7%	1.6	1.8	
 HADRAMAUT	-	-	-	-	-	0.6	45%	40 53 7%	0.6	1.3	
 HAJJAH	0.2	0.4	-	-	-	1.2	35%	40 53 7%	1.8	2.0	
 IBB	0.1	-	-	-	-	2	54%	40 53 7%	2.1	2.7	
 LAHJ	-	-	-	-	-	0.8	50%	40 53 7%	0.8	0.9	
 MARIB	-	-	-	-	-	0.2	41%	40 53 7%	0.2	0.3	
 RAYMAH	-	-	-	-	-	0.4	35%	40 53 7%	0.4	0.5	
 SA'ADA	-	-	-	0.1	0.1	0.8	54%	40 53 7%	1.0	1.0	
 SANA'A GOV	-	0.1	-	-	-	0.9	50%	40 53 7%	1.0	1.1	
 SHABWAH	-	-	-	-	-	0.4	41%	40 53 7%	0.4	0.6	
 SOCOTRA	-	-	-	-	-	-	35%	40 53 7%	0.0	0.1	
 TAIZZ	-	-	-	-	-	2.7	54%	40 53 7%	2.7	3.0	
TOTAL	0.7M	0.6M	0.9M	0.2M	0.2M	18.4M	54%	40 53 7%	21M	26M	

*Children (<18 years old), adult (18-59 years), elderly (>59 years)

SEVERITY OF

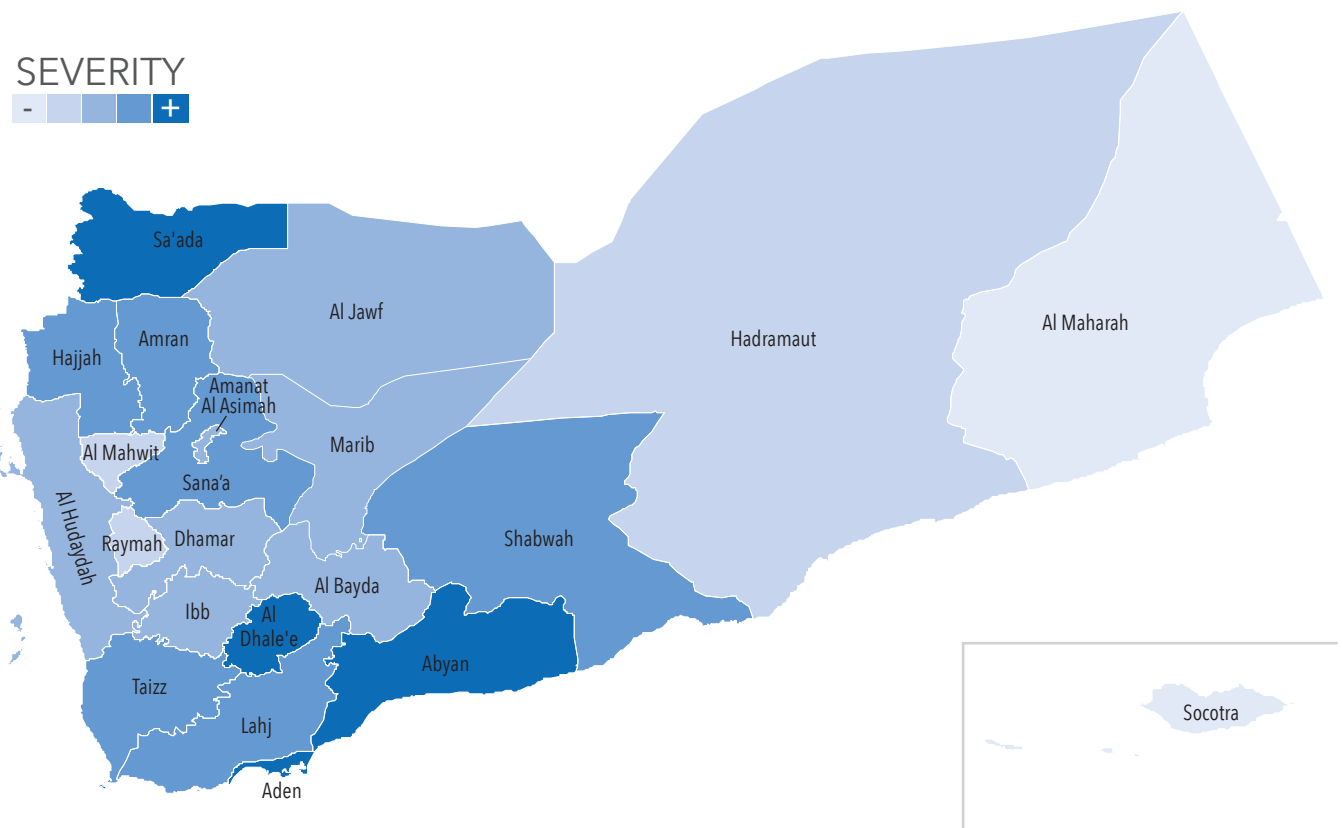
NEED

Lorem ipsum dolor sit amet, consectetur adipiscing elit, sed do eiusmod tempor incididunt ut labore et dolore magna aliqua. Ut enim ad minim veniam, quis nostrud exercitation ullamco laboris nisi ut aliquip ex ea commodo consequat. Duis aute irure dolor in reprehenderit in voluptate velit esse cillum dolore eu fugiat nulla pariatur. Excepteur sint occaecat cupidatat non proident, sunt in culpa qui officia deserunt mollit anim id est laborum.

SEVERITY














12



PART II: NEEDS OVERVIEWS BY SECTOR

INFORMATION BY SECTOR

-  Food Security
-  Water, Sanitation & Hygiene
-  Protection
-  Health
-  Camp Coordination & Camp Management
-  Nutrition
-  Shelter
-  Education
-  Logistics
-  Early Recovery
-  Emergency Telecommunications

INFORMATION GAPS AND ASSESSMENT PLANNING

FOOD SECURITY

OVERVIEW



Lorem ipsum dolor sit amet, consectetur adipiscing elit. Maecenas sollicitudin finibus odio vel iaculis. Proin convallis purus dolor, vel venenatis ligula hendrerit eget. Donec scelerisque elit nec volutpat tempus. Nulla lacinia ut dolor at suscipit. Suspendisse non consectetur risus, id tristique libero.

Duis laoreet eros eu metus auctor, vitae luctus lectus dictum. In id cursus purus. Suspendisse in nisl ac magna varius euismod quis sit amet risus.

AFFECTED POPULATION

Cum sociis natoque penatibus et magnis dis parturient montes, nascetur ridiculus mus. In condimentum luctus tincidunt. Integer maximus nulla et neque malesuada, non laoreet odio eleifend. Aliquam erat volutpat. Etiam ac leo vel enim molestie vehicula in in nunc. Nam vulputate nisl ac ipsum iaculis, sed lobortis ante pharetra. Integer imperdiet ultricies neque id pulvinar.

Etiam tincidunt hendrerit velit, ut mollis ex mattis quis. Ut malesuada erat at dignissim fermentum. Donec iaculis vehicula lacus non semper. Quisque lacus magna, ullamcorper in placerat eget, gravida a mauris. Proin dapibus mauris ipsum, hendrerit suscipit nisl bibendum vel.

HUMANITARIAN NEEDS

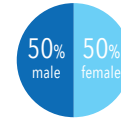
Curabitur tempor ultricies erat id fermentum. Proin cursus, arcu sed tincidunt tempor, dui est fringilla sapien, in blandit mauris ipsum id lacus.

- Phasellus in risus malesuada, porta magna et, laoreet lorem. Donec pulvinar dui sed felis mollis pulvinar. Nam eget accumsan dolor in luctus.

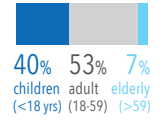
NO. OF PEOPLE IN NEED

00M

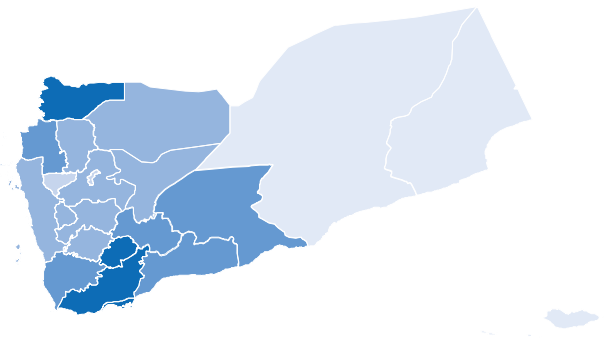
BY SEX



BY AGE



SEVERITY MAP

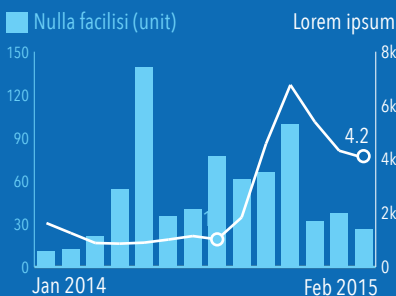


- Duis laoreet eros eu metus auctor, vitae luctus lectus dictum. In id cursus purus. Suspendisse in nisl ac magna varius euismod quis sit amet risus.
- Cum sociis natoque penatibus et magnis dis parturient montes, nascetur ridiculus mus.

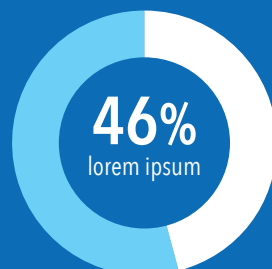
In condimentum luctus tincidunt. Integer maximus nulla et neque malesuada, non laoreet odio eleifend. Aliquam erat volutpat. Etiam ac leo vel enim molestie vehicula in in nunc. Nam vulputate nisl ac ipsum iaculis, sed lobortis ante pharetra. Integer imperdiet ultricies neque id pulvinar. Integer imperdiet ultricies neque id pulvinar.

Etiam tincidunt hendrerit velit, ut mollis ex mattis quis. Ut malesuada erat at dignissim fermentum. Donec iaculis vehicula lacus non semper.

LOREM IPSUM



LOREM IPSUM



LOREM IPSUM

1 out of 5
lorem ipsum



WATER, SANITATION & HYGIENE

OVERVIEW



Lorem ipsum dolor sit amet, consectetur adipiscing elit. Maecenas sollicitudin finibus odio vel iaculis. Proin convallis purus dolor, vel venenatis ligula hendrerit eget. Donec scelerisque elit nec volutpat tempus. Nulla lacinia ut dolor at suscipit. Suspendisse non consectetur risus, id tristique libero.

Duis laoreet eros eu metus auctor, vitae luctus lectus dictum. In id cursus purus. Suspendisse in nisl ac magna varius euismod quis sit amet risus.

AFFECTED POPULATION

Cum sociis natoque penatibus et magnis dis parturient montes, nascetur ridiculus mus. In condimentum luctus tincidunt. Integer maximus nulla et neque malesuada, non laoreet odio eleifend. Aliquam erat volutpat. Etiam ac leo vel enim molestie vehicula in in nunc. Nam vulputate nisl ac ipsum iaculis, sed lobortis ante pharetra. Integer imperdiet ultricies neque id pulvinar.

Etiam tincidunt hendrerit velit, ut mollis ex mattis quis. Ut malesuada erat at dignissim fermentum. Donec iaculis vehicula lacus non semper. Quisque lacus magna, ullamcorper in placerat eget, gravida a mauris. Proin dapibus mauris ipsum, hendrerit suscipit nisl bibendum vel.

HUMANITARIAN NEEDS

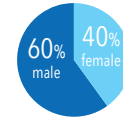
Curabitur tempor ultricies erat id fermentum. Proin cursus, arcu sed tincidunt tempor, dui est fringilla sapien, in blandit mauris ipsum id lacus.

- Phasellus in risus malesuada, porta magna et, laoreet lorem. Donec pulvinar dui sed felis mollis pulvinar. Nam eget accumsan dolor in luctus.

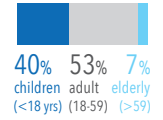
NO. OF PEOPLE IN NEED

00M

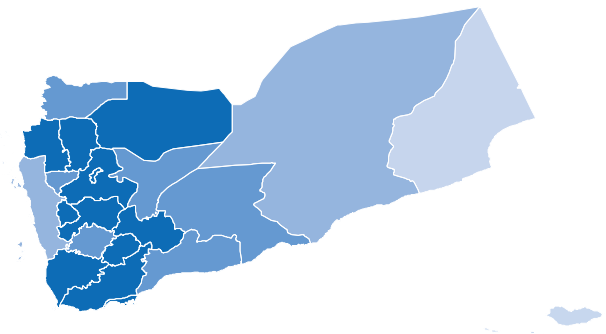
BY SEX



BY AGE



SEVERITY MAP

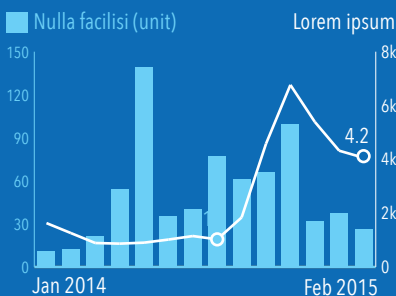


- Duis laoreet eros eu metus auctor, vitae luctus lectus dictum. In id cursus purus. Suspendisse in nisl ac magna varius euismod quis sit amet risus.
- Cum sociis natoque penatibus et magnis dis parturient montes, nascetur ridiculus mus.

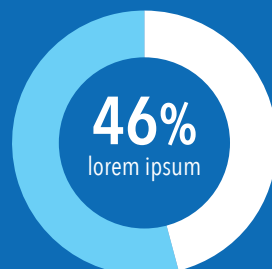
In condimentum luctus tincidunt. Integer maximus nulla et neque malesuada, non laoreet odio eleifend. Aliquam erat volutpat. Etiam ac leo vel enim molestie vehicula in in nunc. Nam vulputate nisl ac ipsum iaculis, sed lobortis ante pharetra. Integer imperdiet ultricies neque id pulvinar. Integer imperdiet ultricies neque id pulvinar.

Etiam tincidunt hendrerit velit, ut mollis ex mattis quis. Ut malesuada erat at dignissim fermentum. Donec iaculis vehicula lacus non semper.

LOREM IPSUM



LOREM IPSUM



LOREM IPSUM

1 out of 5
lorem ipsum

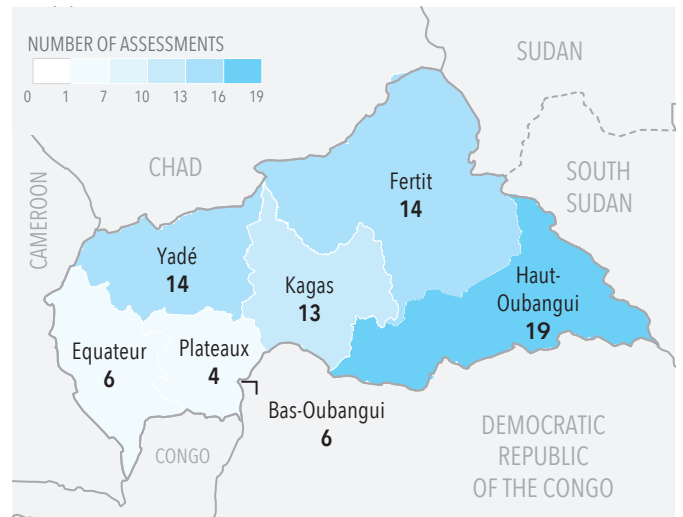


INFORMATION GAPS & ASSESSMENT PLANNING

Lorem ipsum dolor sit amet, consectetur adipiscing elit, sed do eiusmod tempor incididunt ut labore et dolore magna aliqua. Ut enim ad minim veniam, quis nostrud exercitation ullamco laboris nisi ut aliquip ex ea commodo consequat. Duis aute irure dolor in reprehenderit in voluptate velit esse cillum dolore eu fugiat nulla pariatur.

Nam vulputate nisl ac ipsum iaculis, sed lobortis ante pharetra. Integer imperdiet ultricies neque id pulvinar. Integer imperdiet ultricies neque id pulvinar.

NUMBER OF ASSESSMENTS	NUMBER OF PARTNERS	PLANNED NEEDS ASSESSMENTS
28	14	3

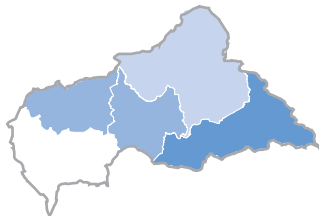


16

COORDINATION



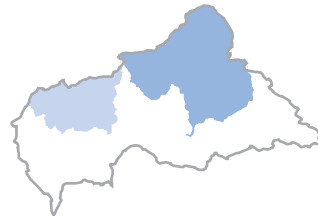
EARLY RECOVERY



EDUCATION



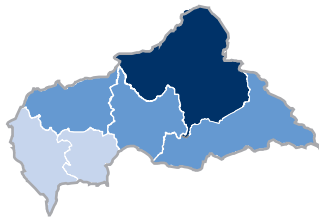
SHELTER



EMERGENCY TELECOM.



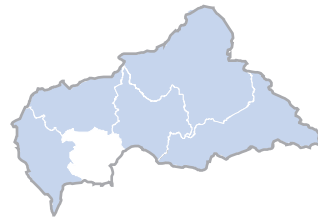
FOOD SECURITY



HEALTH



LOGISTICS



MULTI-SECTOR



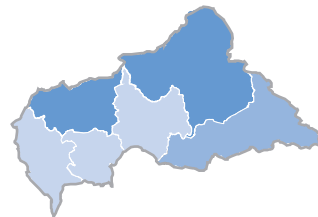
NUTRITION






















PROTECTION



WATSAN



NUMBER OF ASSESSMENTS BY LOCATIONS AND BY SECTOR

		 Coordination	 Early Recovery	 Education	 Emergency Shelter	 Emergency Telecom.	 Food Security	 Health	 Logistics	 Multi-Sector	 Nutrition	 Protection	 WASH	TOTAL
 EQUATEUR		1					1	3	1		2		1	6
 KAGAS		1	3	1		1	5	2	1	1	2	2	2	13
 PLATEAUX		1					1	1			2		2	4
 BAS-OUBANGUI		1					1	1	1	1	2			6
 FERTIT		1	1	4	3		9	3	1		3	4	6	14
 HAUT-OUBANGUI		1	5	3			6	3	1	1	3	2	3	19
 YADÉ		1	3	4	2		5	3	1		1	4	5	14
TOTAL		1	10	9	3	1	14	5	1	1	6	7	10	

PLANNED NEEDS ASSESSMENTS

CLUSTER/SECTOR	LOCATION	TARGETED PEOPLE	LEAD AGENCY	PLANNED DATE	SUBJECT